

LET'S GET DIGITAL

Participant Guidebook 

EXPERIENCE

Participate digitally from anywhere in the world, but experience the event as though you were there in-person!

CONTENT

You can also take part in presentations, discussions and workshops online.

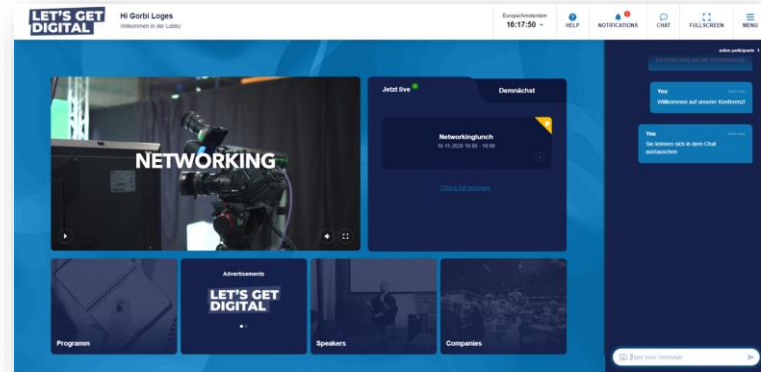
CONNECTIONS

Network with the right people - speakers, participants, sponsors or exhibitors - via chat or video.

Check out the matchmaking section where matches are made for you based on your selected interests!

LONG-TERM VALUE

Leave the event with new contacts, relevant insights & valuable material.



SAVE THE DATE

Block the event period in your agenda.

DOWNLOAD THE EVENT APP

You can find this in the App Store or Google PlayStore. Log in and start your virtual event experience. Please note that sessions cannot be followed via the app!

COMPLETE YOUR PERSONAL PROFILE

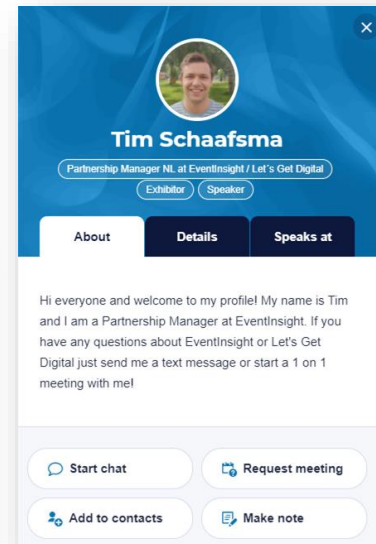
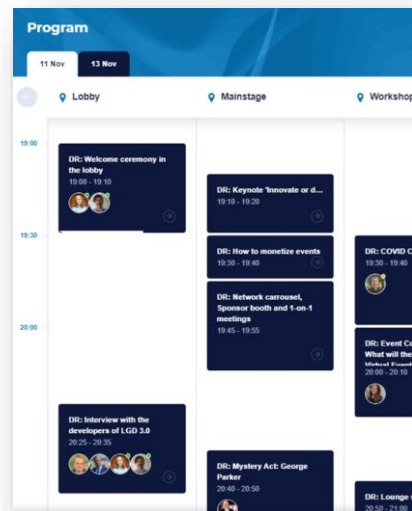
Add your profile photo and contact information.

CREATE YOUR OWN PROGRAM

Click your way through the program, create your own personal agenda and plan appointments!

GET INTERACTIVE!

Chat with other participants, make new contacts and much more!



LOG IN AND GET STARTED

Log in with your personal login that you receive via email.

ACCEPT PRIVACY SETTINGS

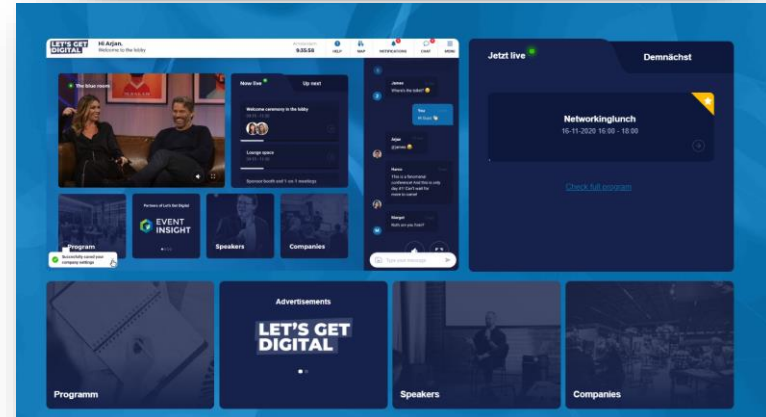
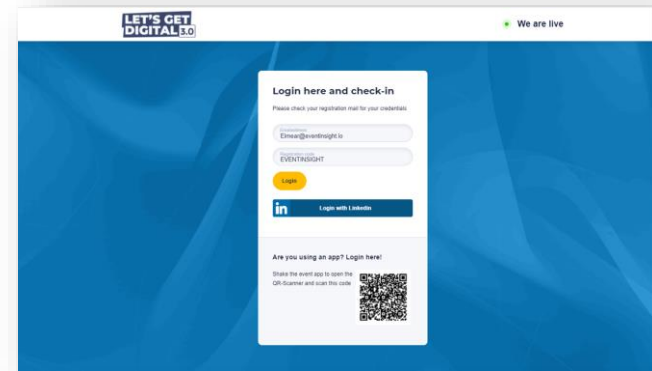
You can adjust the data protection settings of your profile at any time!

EXPLORE THE PLATFORM

Click through the introductory points. Explore the platform!

SAY HELLO

Greet other people at the event and chat with them using the lobby chat!



EASY ACCESS TO ALL CONTENT
via lobby tiles or the "menu" button at the top left

The screenshot displays the event lobby interface for 'LET'S GET DIGITAL'. The top navigation bar includes the event logo, a greeting 'Hi Gorbi Loges', the location 'Europe/Amsterdam' with a time of '16:17:50', and icons for 'HELP', 'NOTIFICATIONS', 'CHAT', 'FULLSCREEN', and a 'MENU' button (highlighted with a red circle and an arrow pointing to the right). The main lobby area features a large video player showing a 'NETWORKING' scene, a 'Networkinglunch' event tile for '16-11-2020 16:00 - 18:00', and a grid of smaller tiles for 'Program', 'Advertisements', 'Speakers', and 'Companies'. On the right, a chat window shows messages from 'You' and 'active participants: 1'. A white navigation menu is overlaid on the right side, listing various options: 'My profile', 'Attendees', 'My connections', 'My appointments', 'Programm', 'Companies', 'Speakers', 'FAQ', 'Files', 'OnDemand', and 'Impact made'.

LET'S GET DIGITAL

Hi Gorbi Loges
Willkommen in der Lobby

Europe/Amsterdam
16:17:50

HELP NOTIFICATIONS CHAT FULLSCREEN MENU

NETWORKING

Jetzt live Demnächst

Networkinglunch
16-11-2020 16:00 - 18:00
Check full program

Program

Advertisements
LET'S GET DIGITAL

Speakers

Companies

active participants: 1

Ich freue mich auf die Veranstaltung!

You
Willkommen auf unserer Konferenz!

You
Sie können sich in dem Chat austauschen

My profile

Attendees

My connections

My appointments

Programm

Companies

Speakers

FAQ

Files

OnDemand

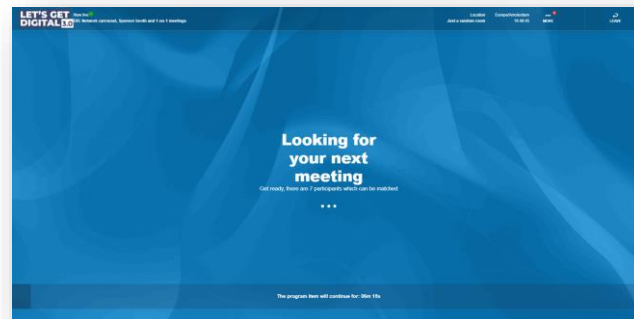
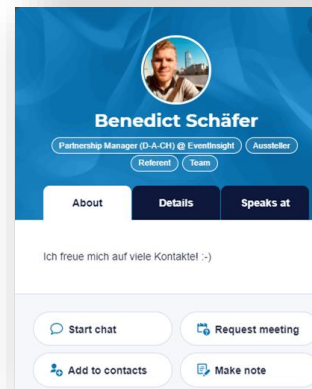
Impact made

Enjoy the floor!

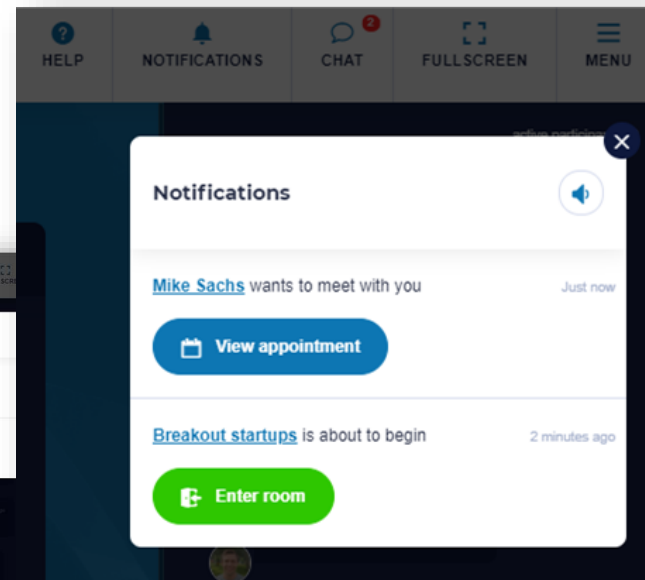
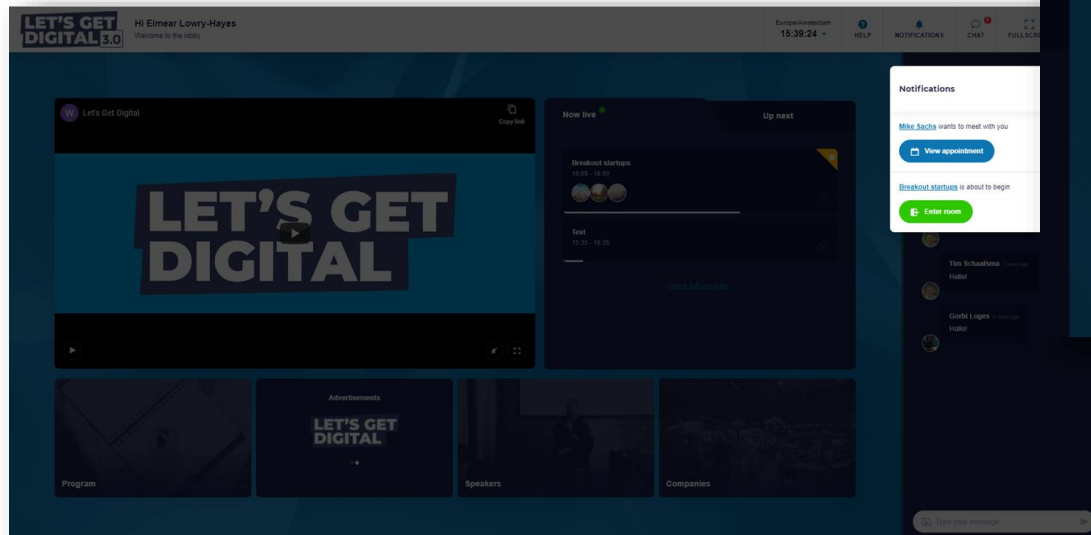
START NETWORKING!

As a participant, you want to expand and strengthen your network. We offer you various options to get in touch with the right people:

- **VIA THE LOBBY-CHAT**
- **DIRECTLY VIA THE PROFILE OF A PARTICIPANT**
Arrange a 1-on-1 meeting, start a video call and most importantly: add the person to your contacts!
- **VIA NETWORKING-CAROUSEL**
Enter the carousel and experience randomized (or influenced) video calls with other participants.
- **VIA MATCHMAKING**
You will receive match-suggestions from participants who share the same interests as you.



DO NOT MISS ANY NEWS OR INQUIRIES
Keep an eye on the notification bar.




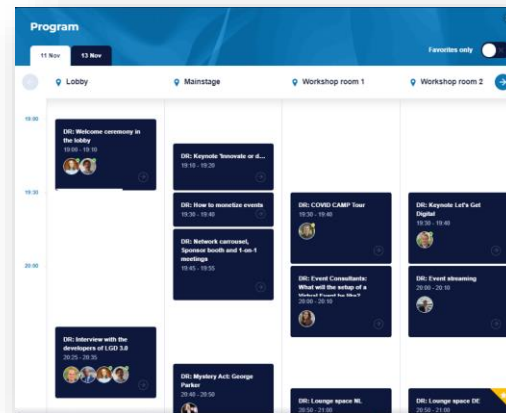
... THE PROGRAMME

HOW DO I PARTICIPATE IN A SESSION?

- Click on «Program»
- Click on the program point of your choice
- Click on "Enter room"

WHAT CAN I DO IN A SESSION?

- Watch session
- Chatting in the "Conversations"
- ask questions
- Answer surveys



PARTICIPANTS

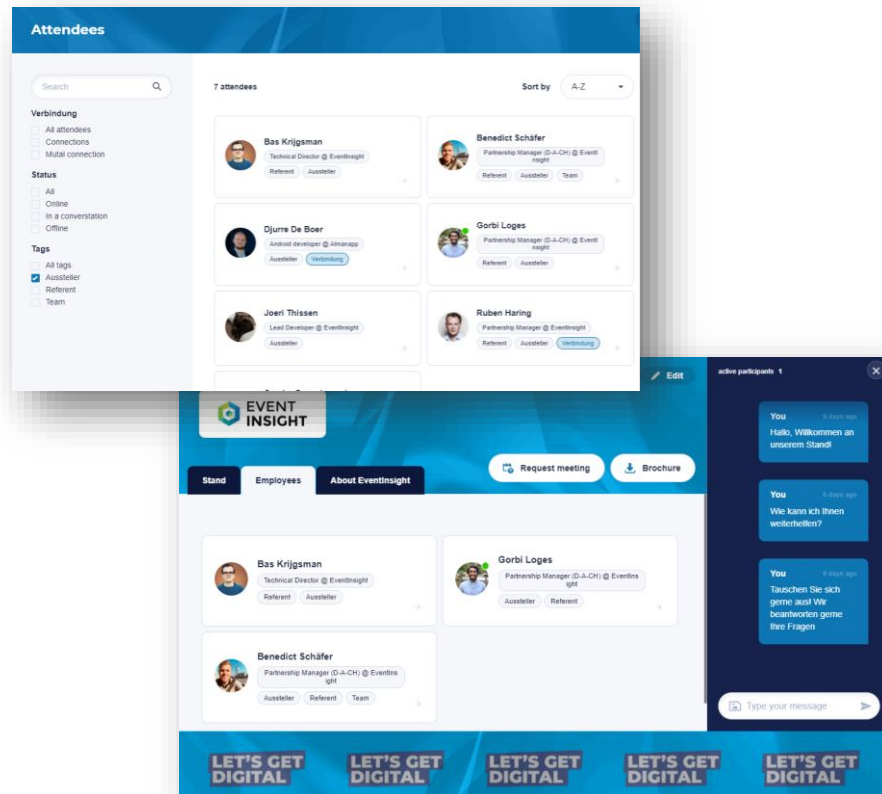
CHAT IN THE CHATBOX

ASK QUESTIONS IN Q&A

... THE NETWORKING POSSIBILITIES

HOW DO I FIND THE PARTICIPANTS OF THE EVENT?

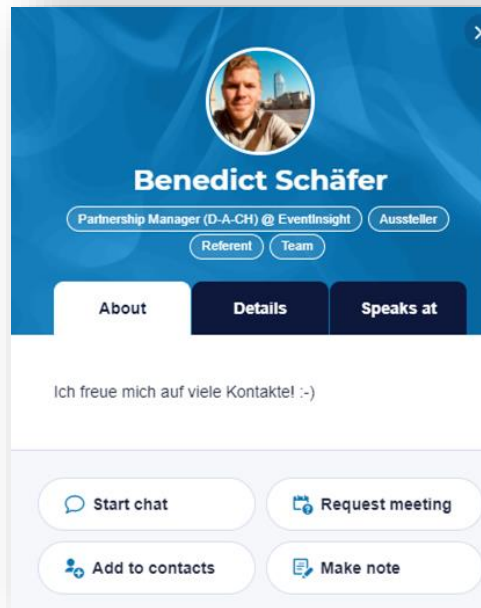
- Click a person's name in the lobby chat
- Click on “Participants” in the menu at the top right. There you can find all registered persons via the search bar.
- You will find company representatives at the respective exhibitor booth



... THE NETWORKING POSSIBILITIES

HOW CAN I NETWORK WITH OTHER PEOPLE?

- 1-on-1 Chat (Start Chat)
- Video-Chat
- Arrange a video meeting during the event
- Take part in the network carousel
- Do not forget:
Add the person to your contacts!



... THE EXHIBITOR AREA

FIND EXHIBITORS

Click on the exhibitor area, there you will find all virtual exhibitor booths.

ALL INFORMATION AT A GLANCE

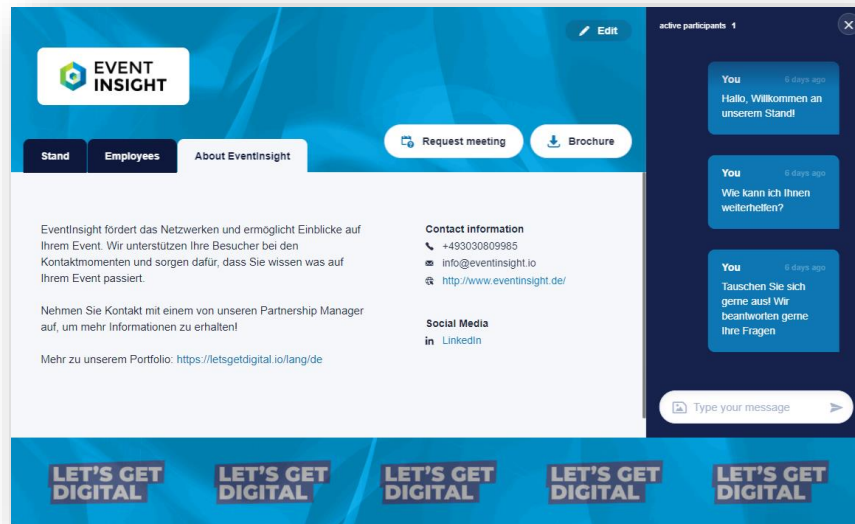
You will find all information about exhibitors in their respective booths.

INTERACT AND ASK!

Chat in the chatbox of the exhibitor's booth.

DO YOU WANT TO CHAT 1-TO-1?

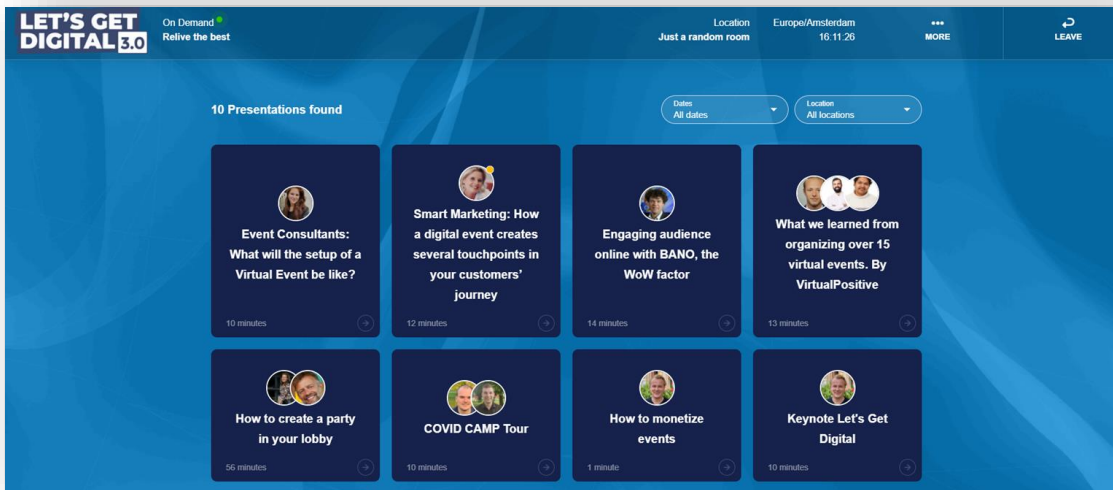
No problem! Just click on the profile of a company representative!



KEEP BENEFITTING FROM THE EVENT

You can access the event platform up to 3 months after the event (depending on the event organisation's preferred setup (discussed in consultation). You may:

- Continue conversations
- Make even more contacts
- Download files and brochures
- View past sessions OnDemand.



LET'S GET DIGITAL

Digital that feels like physical

AMONG OUR TRUSTED CLIENTS:



UNIVERSITY OF AMSTERDAM



Crain Communications Inc